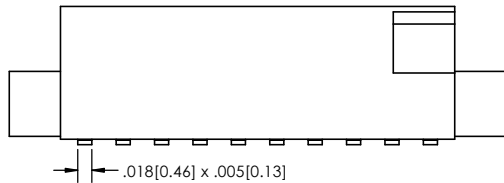


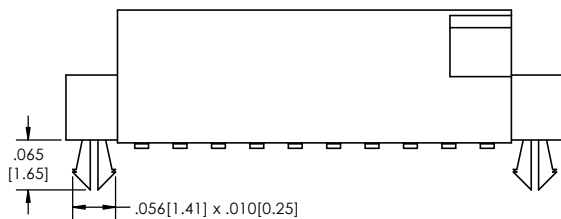
WITHOUT LOCKING CLIP OR ALIGNMENT PIN



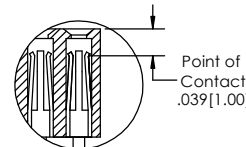
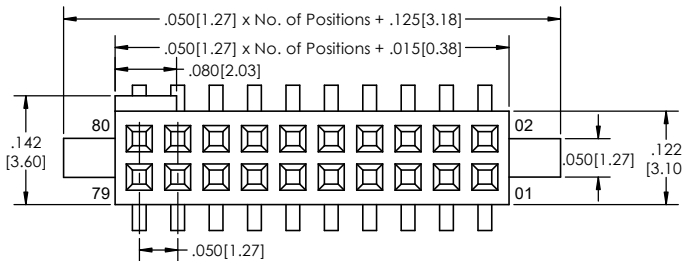
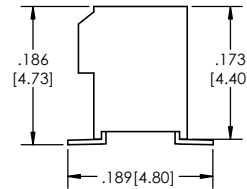
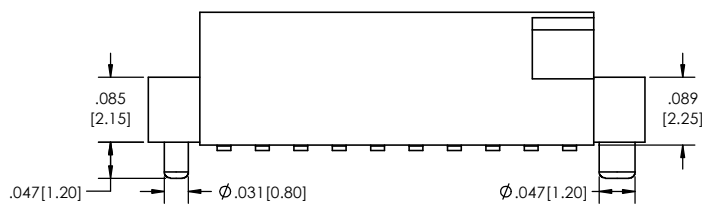
SIDE EARS OPTION (-SE)



LOCKING CLIP OPTION (-C)

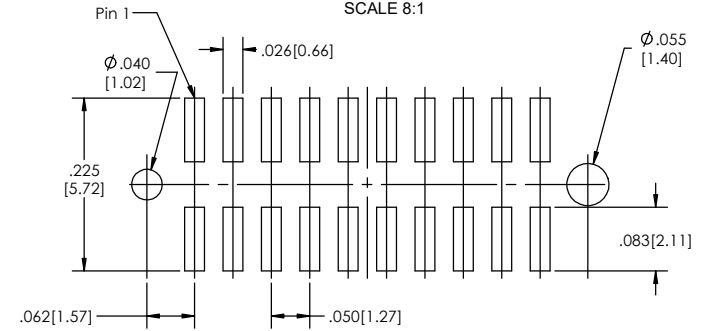


ALIGNMENT PIN OPTION (-AP)



Recommended P.C. Board Layout

SCALE 8:1



PSSHSM-5 **XX** - **D** - **06** - **XX** - **XX** - **X** - **XX** - **X** - **LF**
(A) **(B)** **(C)** **(D)** **(E)** **(F)** **(G)** **(H)** **(I)**

- A. Pins Per Row - 05 through 50
- B. Row Specification - D= Double Row
- C. Surface Mount
- D. Plating Options - See Plating Options below
- E. Alignment Pin Option - Leave blank if not needed - AP= With
- F. Locking Clip - Leave blank if not needed - C= With
- G. Packing Information - TR-P= Tape and Reel - TB-P= Tube
- H. Pad - P= Plastic - K= Kapton - O= No Pad - If left blank, packaging at MLE's discretion Pad may be metal, mylar or plastic
- I. Lead Free

Mates with:
PTSHS
PTSHSM

Plating options	
G	10µ Gold Contact Area/ Flash on Tail
T	Matte Tin All Over
GT	10µ Gold Contact Area/ Matte Tin on Tail
H	30µ Gold on Contact Area/ Matte Tin on Tail
F	Gold Flash over Entire Pin
FT	Gold Flash on Contact Area/ Matte Tin on Tail

Specifications:
 Current Rating: 1.0 Ampere
 Insulation Resistance: 1000M Ohms Min.
 Dielectric Withstanding: 300V AC
 Contact Resistance: 20M Ohms Max.
 Operation Temperature: -40°C to +105°C
 Max. Process Temperature
 Peak: 260°C up to 10 secs.
 Process: 230°C up to 60 secs.
 Wave: 260°C up to 6 secs.
 Reflow: 260°C up to 10 secs.
 Manual Solder: 350°C up to 5 secs.

Materials:
 Contact Material: Phosphor Bronze
 Insulator Material: Nylon 6T
 Plating: Au or Sn over 50µ" (1.27) Ni
 Tails may be clipped to achieve specific dimensions.

Products cut to specific sizes are uncancellable/ nonreturnable.
 Parts are subject to change without notice.



PROPRIETARY AND CONFIDENTIAL
 THE INFORMATION CONTAINED IN THIS DRAWING IS THE SOLE PROPERTY OF Major League Electronics. ANY REPRODUCTION IN PART OR AS A WHOLE WITHOUT THE WRITTEN PERMISSION OF Major League Electronics IS PROHIBITED.

UNLESS OTHERWISE SPECIFIED:		DRAWN: EOW 05/04/16		NAME: DATE	
DIMENSIONS ARE IN INCHES		CHECKED: GWE 05/04/16		ADDRESS:	
TOLERANCES:		ENG APPR:		2533 Centennial Blvd. Jeffersonville, IN 47130	
ONE DECIMALS ±.100		MFG APPR:		Phone: 812-670-4174	
TWO DECIMAL ±.010		FINISH:		Fax: 812-670-4175	
THREE DECIMAL ±.005		APPLICATION:		E-Mail: mle@mlelectronics.com	
FOUR DECIMAL ±.002		DO NOT SCALE DRAWING		TITLE: PSSHSM-5 SERIES	
NEXT ASSY USED ON:		SCALE 8:1		SIZE DWG. NO. C	
APPLICATION:		DO NOT SCALE DRAWING		REV G	



2533 Centennial Blvd.
 Jeffersonville, IN 47130
 Phone: 812-670-4174
 Fax: 812-670-4175
 E-Mail: mle@mlelectronics.com

SCALE 8:1 SHEET 1 OF 1