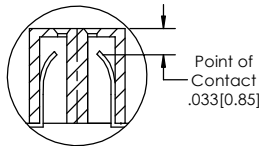
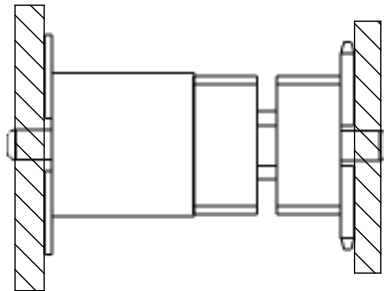


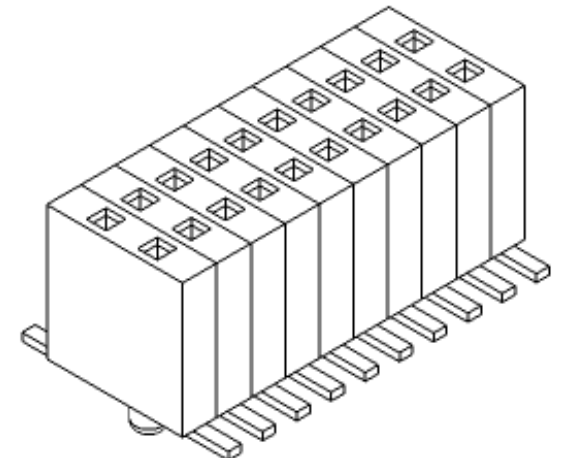
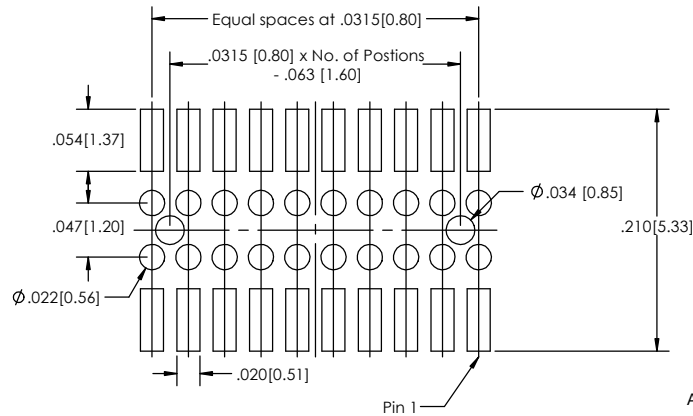
REVISIONS			
REV.	DESCRIPTION	DATE	APPROVED
D	Added Alignment Pin Details to top view drawing and PCB layout	4/5/2018	GE

APPLICATION



Recommended P.C. Board Layout

SCALE 12:1



SMSS-8 **XX** - **D** - **06** - **XX** - **XXX** - **XX** - **X** - **XX** - **LF**
(A) **(B)** **(C)** **(D)** **(E)** **(F)** **(G)** **(H)** **(I)**

- A. Pins Per Row
- 1 through 40
- B. Row Specification
- D= Dual Row
- C. Surface Mount
- D. Plating Options
- See Plating Options below
- E. Polarized Position
- Leave blank if not needed
- If required, specify empty pin position
- e.g. 012 for Pin 12
- F. Packing Information
- TR= Tape and Reel
- TB= Tube
- G. Pad
- P= Plastic
- K= Kapton
- O= No Pad
- If left blank, packaging at MLE's discretion
Pad ma be metal, mylar or plastic
- H. Alignment Pin Option
- Leave blank if not needed
- AP= With
- I. Lead Free

Plating options	
G	-10µ Gold on Contact Area/ Flash on Tail
T	-Matte Tin all Over
F	-Gold Flash over Entire Pin

Specifications:
Current Rating: 1.0 Ampere
Insulation Resistance: 1000M Ohms Min.
Dielectric Withstanding: 500V AC
Contact Resistance: 30M Ohms Max.
Operation Temperature: -40°C to +105°C
Max. Process Temperature
Peak: 260°C up to 10 secs.
Process: 230°C up to 60 secs.
Wave: 260°C up to 6 secs.
Reflow: 260°C up to 10 secs.
Manual Solder: 350°C up to 5 secs.

Materials:
Contact Material: Phosphor Bronze
Insulator Material: Nylon 6T

Tails may be clipped to achieve specific dimensions.
Products cut to specific sizes are uncancellable/ nonreturnable.
Parts are subject to change without notice.

UNLESS OTHERWISE SPECIFIED:		NAME		DATE	
DIMENSIONS ARE IN INCHES		DRAWN	EOW	01/22/15	
TOLERANCES:		CHECKED	GWE	01/22/15	
ONE DECIMALS ±.100		ENG APPR.			
TWO DECIMAL ±.010		MFG APPR.			ADDRESS: 2533 Centennial Blvd. Jeffersonville, IN 47130 Phone: 812-670-4174 Fax: 812-670-4175 E-Mail: mle@mlelectronics.com
THREE DECIMAL ±.005		INTERPRET GEOMETRIC TOLERANCING PER:			TITLE: SMSS-8-V SERIES
FOUR DECIMAL ±.002		MATERIAL:			SIZE DWG. NO. C
NEXT ASSY	USED ON	FINISH			REV D
APPLICATION	DO NOT SCALE DRAWING				SCALE 16:1 SHEET 1 OF 1



PROPRIETARY AND CONFIDENTIAL
THE INFORMATION CONTAINED IN THIS DRAWING IS THE SOLE PROPERTY OF Major League Electronics. ANY REPRODUCTION IN PART OR AS A WHOLE WITHOUT THE WRITTEN PERMISSION OF Major League Electronics IS PROHIBITED.

